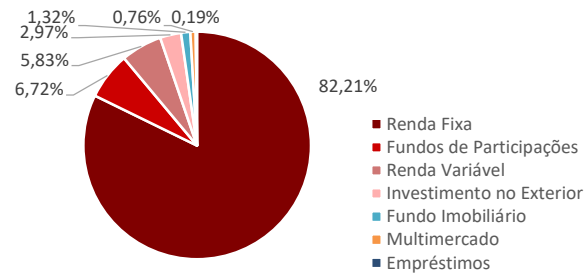


Características



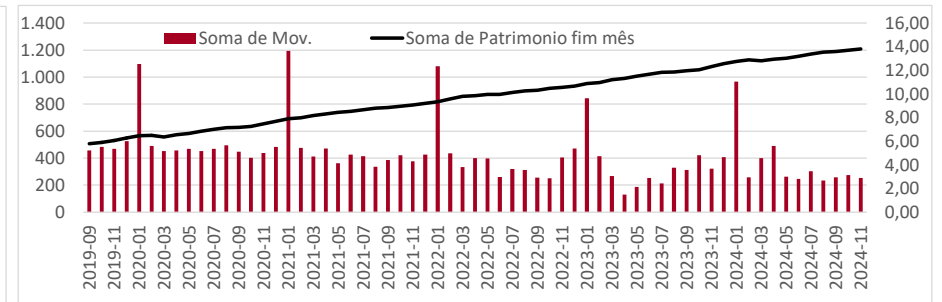
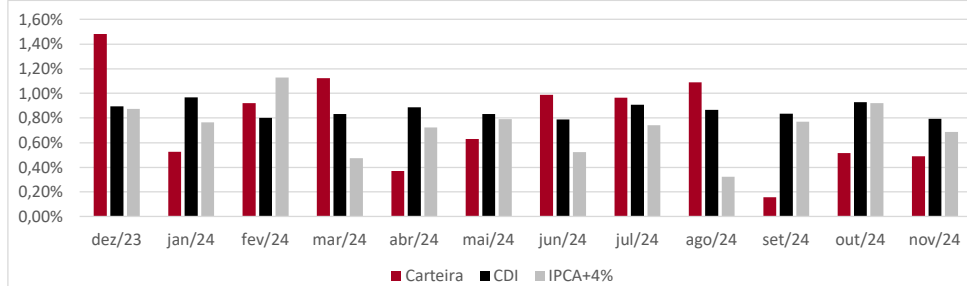
Política de Investimentos: Investe os recursos, principalmente, em cotas de fundos que atuam em diversos mercados, sem o compromisso de concentração em fator de risco específico.

Retorno (%)	Ano	12 meses	24 meses
Carteira	8,05%	9,64%	21,96%
CDI	9,85%	10,84%	25,57%
IPCA	4,29%	4,87%	9,78%
IPCA+4%	8,12%	9,07%	18,71%
IMA-B5	6,46%	8,02%	20,49%
Poupança	6,41%	7,02%	15,78%
IBOVESPA	-6,35%	-1,31%	11,72%
MSCI World	50,33%	54,56%	60,12%
MSCI Europe	27,11%	30,84%	35,55%

* Cf. MP 567/12

Gráficos

Retorno Mensal - Últimos 12 meses



Retorno Mensal (%)	nov/24	out/24	set/24	ago/24	jul/24	jun/24	mai/24	abr/24	mar/24	fev/24	jan/24	dez/23
Carteira	0,49%	0,52%	0,16%	1,09%	0,96%	0,99%	0,63%	0,37%	1,12%	0,92%	0,53%	1,48%
CDI	0,79%	0,93%	0,84%	0,87%	0,91%	0,79%	0,83%	0,89%	0,83%	0,80%	0,97%	0,89%
IPCA	0,39%	0,56%	0,44%	-0,02%	0,38%	0,21%	0,46%	0,38%	0,16%	0,83%	0,42%	0,56%
IPCA+4%	0,69%	0,92%	0,77%	0,32%	0,74%	0,52%	0,79%	0,72%	0,47%	1,13%	0,76%	0,87%
IMA-B5	0,36%	0,74%	0,40%	0,59%	0,91%	0,39%	1,05%	-0,20%	0,77%	0,59%	0,68%	1,46%
Poupança	0,57%	0,60%	0,57%	0,57%	0,57%	0,54%	0,59%	0,60%	0,53%	0,51%	0,59%	0,57%
IBOVESPA	-3,12%	-1,60%	-3,08%	6,54%	3,02%	1,48%	-3,04%	-1,70%	-0,71%	0,99%	-4,79%	5,38%
MSCI World	9,45%	3,90%	-2,06%	2,40%	3,59%	8,10%	5,64%	-0,45%	3,25%	4,74%	3,48%	2,81%
MSCI Europe	2,83%	-0,27%	-3,38%	3,61%	3,98%	3,53%	5,51%	1,01%	3,58%	2,01%	2,14%	2,93%

